



# KNOWSLEY CITY LEARNING CENTRES

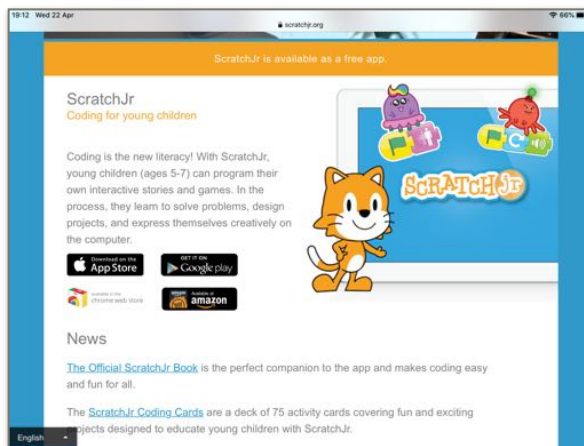
## 15 MINUTE TECHNOLOGY ACTIVITIES - JUST FOR FUN!

### Thank You NHS - Scratch Jr.

**In this activity your child will use Scratch Jr to make a short animation using simple, coloured coded blocks. They will learn how to add 'sprites', create a background and code a simple algorithm (set of sequenced instructions).**



What you will need - a tablet or smart phone and the app Scratch Jr which is free.



This activity is targeted at children in Years One & Two but will be fun for children in other years too!



#### What you need to do:

Talk to your child about all the people who are working hard to help us during the Corona virus pandemic; there are many to choose from but we've chosen NHS staff. Download the free Scratch Jr app and explore with your child what the various code blocks do. Help them to draw a rainbow using the drawing tools, add a sprite (or draw one, if you're feeling arty!). Decide how the sprite will move and talk. Follow the instructions below.

# Thanks You NHS - Scratch Jr



1.



To start tap on the house icon and then on the following screen press the '+' button.

2.



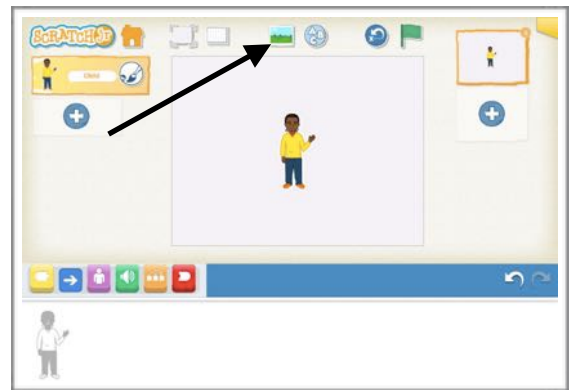
Press and hold the cat until the 'x' appears. Tap on the x to remove the cat. Then, press the add button to select a new character, this is called a **SPRITE**.

3.



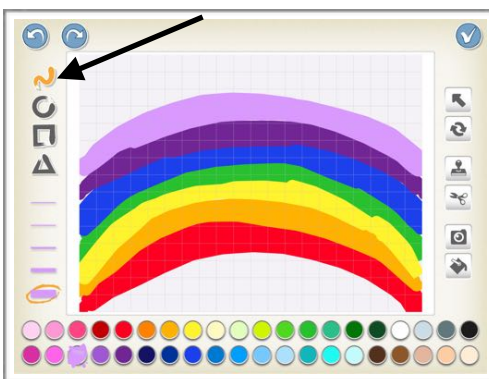
Tap on the sprite you want and press the tick.

4.



Next, tap on the change background button. Then select the paint brush, top right hand corner.

5.



Draw your rainbow with the shape tool. Press the tick when you've finished.

6.



Then tap on the **YELLOW trigger** block. Choose the green flag by tapping and dragging it down to the programming area.

7.



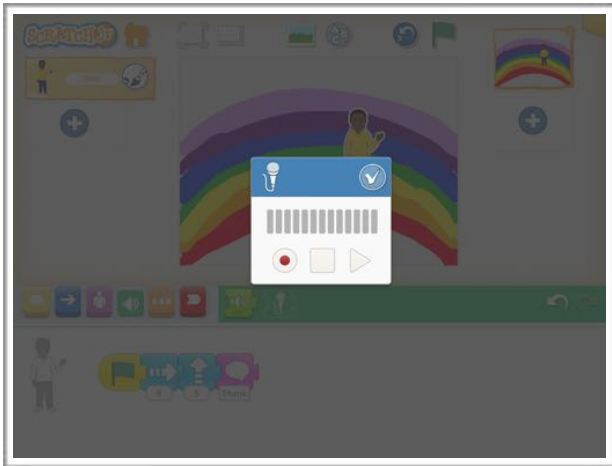
Click and drag the blue **motion** blocks into the programming area to allow your sprite to move. Press the green flag at the top of the screen to see what happens.

8.



Next, select the purple **looks** blocks and drag the speech bubble down to your programming area. Type what your sprite will say.

9.



Alternatively, you could add your own voice by tapping on the green **sound** block and using the microphone image.

10.



Finally, press the green flag at the top of the screen to watch and listen to your animation.